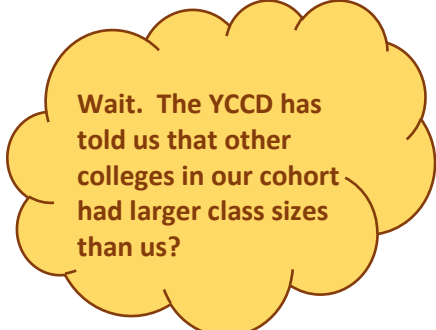
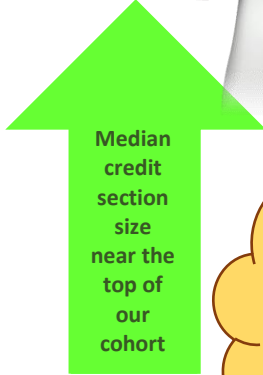

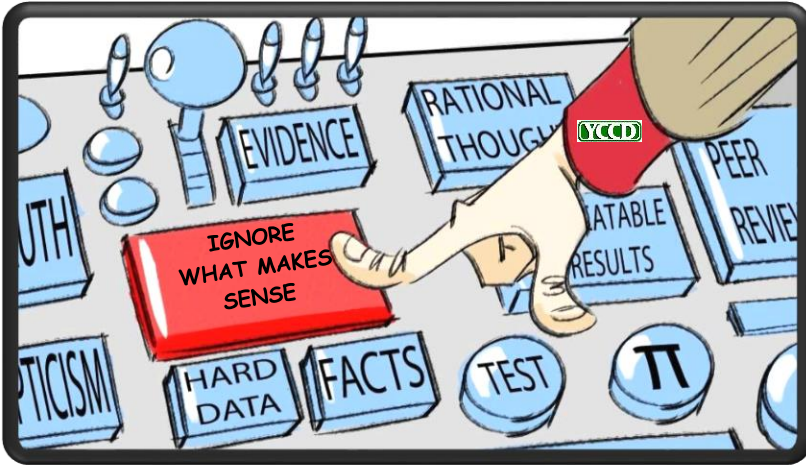


**2017 COHORT COMPARISON (INSTITUTIONAL INFORMATION)**

	FTES	CREDIT SECTIONS	NON-CREDIT SECTIONS	MEDIAN CREDIT SECTION SIZE
<b>Chabot/Las Positas CCD</b>				
Chabot	10,454.6	3,296	10	24
Las Positas	7,185.4	2,023	0	27
<b>Contra Costa CCD</b>				
Contra Costa	5,100.8	1,655	43	24
Diablo Valley	16,121.6	5,133	0	26
Los Medanos	8,266.5	1,911	11	29
<b>Grossmont/Cuyamaca CCD</b>				
Grossmont	13,000.2	4,244	13	26
Cuyamaca	5,749.3	1,597	0	28
<b>Kern CCD</b>				
Bakersfield	14,820.6	3,766	27	29
Cerro Coso	2,953.1	1,057	12	20
Porterville	3,019.9	849	5	30
<b>Long Beach CCD</b>				
Long Beach City	19,077.3	7,167	130	28
<b>Palomar CCD</b>				
Palomar	16,602.8	7,364	220	24
<b>San Joaquin Delta CCD</b>				
San Joaquin Delta	16,336.7	4,311	53	25
<b>San Jose/Evergreen CCD</b>				
San Jose City	5,443.9	1,799	5	24
Evergreen Valley	6,136.6	1,992	14	26
<b>State Center CCD</b>				
Fresno City	17,539.0	4,760	42	26
Reedley	7,281.8	2,229	25	24
Clovis	4,373.3	1,065	2	29
<b>West Valley/Mission CCD</b>				
West Valley	7,056.5	2,408	426	24
Mission	6,375.2	2,230	277	23
<b>Yosemite CCD</b>				
Columbia	1,888.3	874	75	17
Modesto	14,683.2	3,717	68	29
<b>MEDIAN</b>	<b>7,233.6</b>	<b>2,229.5</b>	<b>19.5</b>	<b>26</b>
<b>MODE</b>				<b>24</b>



Source: <http://scorecard.cccco.edu/scorecard.aspx>



**Stay informed. Stay engaged. Stay united.**